COUPLINGS, MULTICOUPLINGS & MOULD COOLING PRODUCTS

KUPPLUNGEN, MULTIKUPPLUNGEN & KUHLUNGSELEMENTE FUR WERKZEUGE

SERIE 101.06,09,12,16

Coupler
Kupplung

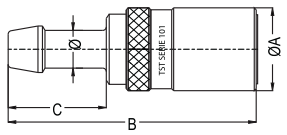

Coupler with hose tail
Kupplung mit Schlauchtülle

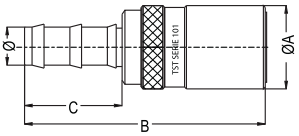

Push lock hose tail coupler
Kupplung mit Schnellsteck - Schlauchtülle

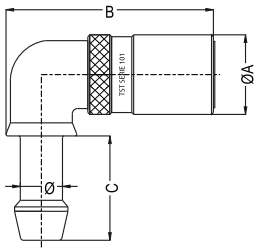

Coupler with hose tail 90°
Kupplung mit 90° Schlauchtülle

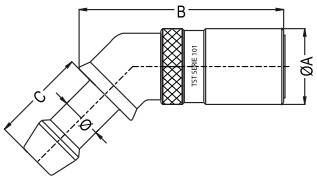

Coupler with hose tail 135°
Kupplung mit 135° Schlauchtülle

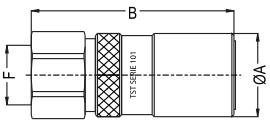

Coupler with female thread
Kupplung mit Innengewinde

NW Size/ Größe mm	Connection Anschlüsse (F/Ø)	Single & Double Shut-off Einseitig & Beidseitig absperrend Order No / Bestellnr.	Full Flow Nicht absperrend Order No / Bestellnr.	ØA	B	C	SW
6	08 - 5/16"	101.06 HGB 08	101.06 HGF 08	19	60	23	
9	12 - 15/32"	101.09 HGB 12	101.09 HGF 12	25	69.5	28	
12	13 - 1/2"	101.12 HGB 13	101.12 HGF 13	31	82	28	
12	16 - 5/8"	101.12 HGB 16	101.12 HGF 16	31	82	28	
16	16 - 5/8"	101.16 HGB 16	101.16 HGF 16	32	109	28	
16	19 - 3/4"	101.16 HGB 19	101.16 HGF 19	38	108.5	33	
16	19 - 3/4"		101.16 HGF 19SP	38	88	33	
6	10 - 3/8"	101.06 FGB 10	101.06 FGF 10	19	60	24	
9	10 - 3/8"	101.09 FGB 10	101.09 FGF 10	25	69.5	24	
12	13 - 1/2"	101.09 FGB 13	101.09 FGF 13	25	69.5	28	
12	13 - 1/2"	101.12 FGB 13	101.12 FGF 13	31	92	38	
12	11 - 5/8"	101.16 FGB 16	101.16 FGF 16	32	109	38	
16	19 - 3/4"	101.16 FGB 19	101.16 FGF 19	38	109	38	
6	08 - 5/16"	101.06 HGB 08-90°	101.06 HGF 08-90°	19	59	23	
9	10 - 3/8"	101.09 HGB 10-90°	101.09 HGF 10-90°	25	60	28	
9	12 - 15/32"	101.09 HGB 12-90°	101.09 HGF 12-90°	25	65	28	
12	16 - 5/8"	101.12 HGB 16-90°	101.12 HGF 16-90°	31	82	28	
16	19 - 3/4"	101.16 HGB 19-90°	101.16 HGF 19-90°	38	132	60	
6	08 - 5/16"	101.06 HGB 08-135°	101.06 HGF 08-135°	19	59	23	
6	BSP 1/4"	101.06 DGB 13	101.06 DGF 13	19	46		17
6	NPT 1/4"	101.06 NGB 13	101.06 NGF 13	19	46		17
9	BSP 3/8"	101.09 DGB 17	101.09 DGF 17	25	53		22
9	NPT 1/4"	101.09 NGB 17	101.09 NGF 17	25	51		22
12	BSP 1/2"	101.12 DGB 21	101.12 DGF 21	31	67		27
12	NPT 1/2"	101.12 NGB 21	101.12 NGF 21	31	65		27
16	BSP 3/4"	101.16 DGB 26	101.16 DGF 26	38	90.5		35
16	BSP 3/4"		101.16 NGF 26SP	38	55		35
16	NPT 3/4"	101.16 NGB 26	101.16 NGF 26	38	88.5		35

We reserve the modify without prior notification measurements, shape and material of component parts illustrated in our present catalog. TST behält sich jederzeit das Recht vor, ohne vorherige Benachrichtigung Produkttypen und deren technische Daten, Ausführungen und Zubehör zu ändern.

COUPLINGS, MULTICOUPLINGS & MOULD COOLING PRODUCTS

SERIE 101.06,09,12,16

KUPPLUNGEN, MULTIKUPPLUNGEN & KUHLUNGSELEMENTE FUR WERKZEUGE

Coupler
Kupplung

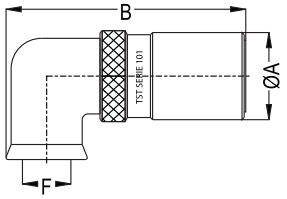

Coupler with female thread 90°
Kupplung mit 90° Innengewinde

NW Size/ Größe mm	Connection Anschlüsse (F/Ø)	Single & Double Shut-off Einseitig & Beidseitig absperrend Order No / Bestellnr.	Full Flow Nicht absperrend Order No / Bestellnr.	ØA	B	C	SW
6	BSP 1/4"	101.06 DGB 13-90°	101.06 DGF 13-90°	19	59		
6	NPT 1/4"	101.06 NGB 13-90°	101.06 NGF 13-90°	19	59		
9	BSP 3/8"	101.09 DGB 17-90°	101.09 DGF 17-90°	25	65		
9	NPT 3/8"	101.09 NGB 17-90°	101.09 NGF 17-90°	25	65		
12	BSP 1/2"	101.12 DGB 21-90°	101.12 DGF 21-90°	31	82		
12	NPT 1/2"	101.12 NGB 21-90°	101.12 NGF 21-90°	31	82		

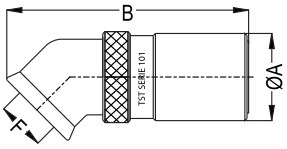

Coupler with female thread 135°
Kupplung mit 135° Innengewinde

6	BSP 1/4"	101.06 DGB 13-135°	101.06 DGF 13-135°	19	59		

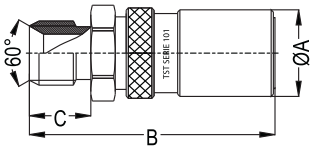

Coupler with male thread
Kupplung mit Aussengewinde

6	BSP 1/4"	101.06 EGB 13	101.06 EGF 13	19	55	17	
9	BSP 3/8"	101.09 EGB 17	101.09 EGF 17	25	61	22	
12	BSP 1/2"	101.12 EGB 21	101.12 EGF 21	31	72	27	
16	BSP 3/4"	101.16 EGB 26	101.16 EGF 26	38	115.5	32	

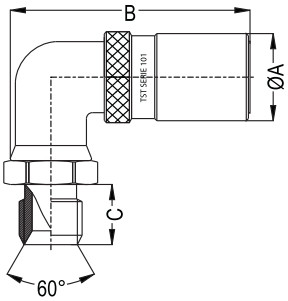

Coupler with male thread 90°
Kupplung mit 90° Aussengewinde

6	BSP 1/4"	101.06 EGB 13-90°	101.06 EGF 13-90°	19	55	17	
9	BSP 3/8"	101.09 EGB 17-90°	101.09 EGF 17-90°	25	61	22	
12	BSP 1/2"	101.12 EGB 21-90°	101.12 EGF 21-90°	31	72	27	
16	BSP 3/4"	101.16 EGB 26-90°	101.16 EGF 26-90°	38	115.5	32	

We reserve the modify without prior notification measurements, shape and material of component parts illustrated in our present catalog. TST behält sich jederzeit das Recht vor, ohne vorherige Benachrichtigung Produkttypen und deren technische Daten, Ausführungen und Zubehör zu ändern.

COUPLINGS, MULTICOUPLINGS & MOULD COOLING PRODUCTS

KUPPLUNGEN, MULTIKUPPLUNGEN & KUHLUNGSELEMENTE FUR WERKZEUGE

SERIE 101

Plug / Nippel

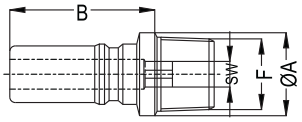

Tapered Male Threaded Plugs
Nippel mit konischem Aussengewinde

NW Size/ Größe mm	Connection Anschlüsse (F/Ø)	Order No / Bestellnr.	B	ØD	SW
6	BSPT 1/8"	101.06 RU 10	21	10	5
6	BSPT 1/4"	101.06 RU 13	22	11	5
6	NPT 1/8"	101.06 TU 10	22	14	5
6	NPT 1/4"	101.06 TU 13	22	14	5
9	BSPT 1/4"	101.09 RU 13	21	14	8
9	BSPT 3/8"	101.09 RU 17	21	14	8
9	NPT 1/4"	101.09 TU 13	23	17	8
9	NPT 3/8"	101.09 TU 17	23	17	8
12	BSPT 3/8"	101.12 RU 17	26	18	10

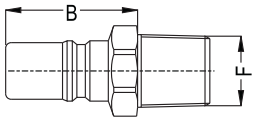

Tapered Male Threaded Plugs
Nippel mit konischem Aussengewinde

12	BSPT 1/2"	101.12 RU 21	51.5		24
12	NPT 3/8"	101.12 TU 17	28		22
12	NPT 1/2"	101.12 TU 21	38		22
16	BSPT 1/2"	101.16 RU 21	39		24
16	BSPT 3/4"	101.16 RU 26	41.5		27

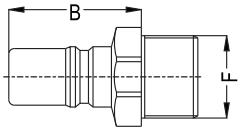

Male Threaded Plugs
Nippel mit zylindrischem Aussengewinde

9	BSP 1/2"	101.09 EU 21	25		22
12	BSP 3/4"	101.12 EU 26	30		27
16	BSP 1"	101.16 EU 33	38		32
16	M24x1.5	101.16 EUM 26	41.5		27

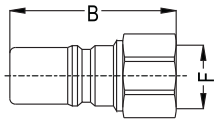

Female Threaded Plugs
Nippel mit Innengewinde

6	BSP 1/4"	101.06 DU 13	34		17
6	NPT 1/4"	101.06 NU 13	47		17
9	BSP 3/8"	101.09 DU 17	37		22
9	NPT 3/8"	101.09 NU 17	49		22
12	BSP 1/2"	101.12 DU 21	45		27
12	NPT 1/2"	101.12 NU 21	67		27
16	BSP 3/4"	101.16 DU 26	58		32
16	NPT 3/4"	101.16 NU 26	80		32

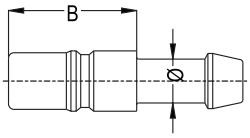

Hose tail plug
Nippel mit Schlauchtülle

6	Ø8 5/16"	101.06 HU 08	24.5		
9	Ø12 15/32"	101.09 HU 12	25.5		
12	Ø16 5/8"	101.12 HU 16	30		
16	Ø19 3/4"	101.16 HU 19	37		

We reserve the modify without prior notification measurements, shape and material of component parts illustrated in our present catalog. TST behält sich jederzeit das Recht vor, ohne vorherige Benachrichtigung Produkttypen und deren technische Daten, Ausführungen und Zubehör zu ändern.

SERIE 101

COUPLINGS, MULTICOUPLINGS & MOULD COOLING PRODUCTS

KUPPLUNGEN, MULTIKUPPLUNGEN & KUHLUNGSELEMENTE FUR WERKZEUGE

Shut-off Plugs
Verschlussnippel

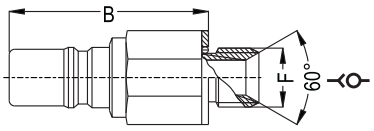

Male Threaded Shut-off Plugs with parallel tread
Verschlussnippel mit zylindrischem Aussengewinde

NW Size/ Größe mm	Connection Anschlüsse (F/Ø)	Order No / Bestellnr.	B	ØD	SW
6	BSP 1/8"	101.06 OUB 10	38		17
6	BSP 1/4"	101.06 OUB 13	36		17
9	BSP 1/4"	101.09 OUB 13	42		19
9	BSP 3/8"	101.09 OUB 17	38		20
12	BSP 3/8"	101.12 OUB 17	53.5		24
12	BSP 1/2"	101.12 OUB 21	50		24
16	BSP 3/4"	101.16 OUB 26	67		32

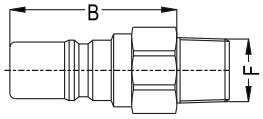

Tapered Male Shut-off Threaded Plugs
Verschlussnippel mit konischem Aussengewinde

6	BSPT 1/8"	101.06 RUB 10	36		17
6	BSPT 1/4"	101.06 RUB 13	33		17
6	NPT 1/8"	101.06 TUB 10	36		17
6	NPT 1/4"	101.06 TUB 13	33		17
9	BSPT 1/4"	101.09 RUB 13	39		19
9	BSPT 3/8"	101.09 RUB 17	39.5		19
9	NPT 1/4"	101.09 TUB 13	39		19
9	NPT 3/8"	101.09 TUB 17	35.5		19
12	BSPT 3/8"	101.12 RUB 17	51.5		24
12	BSPT 1/2"	101.12 RUB 21	46		24
12	NPT 3/8"	101.12 TUB 17	51.5		24
12	NPT 1/2"	101.12 TUB 21	46		24
16	BSPT 3/4"	101.16 RUB 26	62		32
16	NPT 3/4"	101.16 TUB 26	62		32

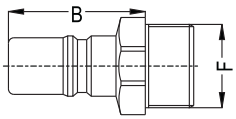

BSP Male Threaded Shut-off Plugs
Verschlussnippel mit zylindrischem Aussengewinde

6	BSP 3/8"	101.06 EUB 17	26		19
9	BSP 1/2"	101.09 EUB 21	25		22
12	BSP 3/4"	101.12 EUB 26	30		27
16	BSP 1"	101.16 EUB 33	38		32

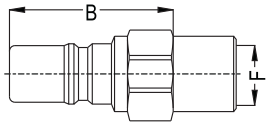

Female Threaded Shut-off Plugs
Verschlussnippel mit Innengewinde

6	BSP 1/4"	101.06 DUB 13	47		17
6	NPT 1/4"	101.06 NUB 13	47		17
9	BSP 1/4"	101.09 DUB 13	48.5		19
9	NPT 1/4"	101.09 NUB 13	48.5		19
9	BSP 3/8"	101.09 DUB 17	49		22
12	NPT 1/2"	101.12 NUB 21	85		27
16	BSP 3/4"	101.16 DUB 26	81		32
16	NPT 3/4"	101.16 NUB 26	81		32

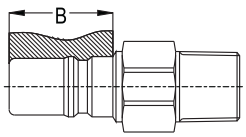

Connecting Size
Anschlussabmessungen

6		101.06	17.5		
9		101.09	18.5		
12		101.12	23		
16		101.16	30		

We reserve the modify without prior notification measurements, shape and material of component parts illustrated in our present catalog. TST behält sich jederzeit das Recht vor, ohne vorherige Benachrichtigung Produkttypen und deren technische Daten, Ausführungen und Zubehör zu ändern.

COUPLINGS, MULTICOUPLINGS & MOULD COOLING PRODUCTS

KUPPLUNGEN, MULTIKUPPLUNGEN & KUHLUNGSELEMENTE FUR WERKZEUGE

SERIE 101

Assembling of straight - through plugs on the mould Einbaumaße für Nippel (ohne Ventil) in Werkzeuge

Tapered Male Threaded Plugs
Nippel mit konischem Aussengewinde

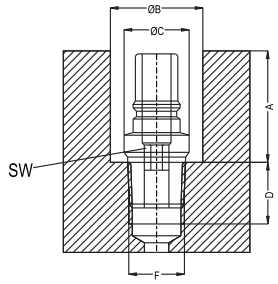

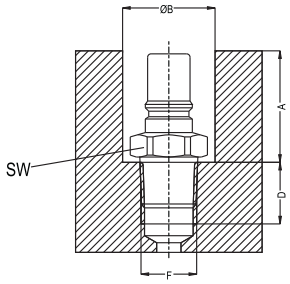

NW Size/ Größe mm	Connection Anschlüsse (F/Ø)	Order No / Bestellnr.	B	ØB	ØC	D	SW
6	BSPT 1/8"	101.06 RU 10	26	20	10	9	5
6	NPT 1/8"	101.06 TU 10	28	20	11	9	5
6	BSPT 1/4"	101.06 RU 13	27	20	14	12	5
6	NPT 1/4"	101.06 TU 13	27	20	14	13	5
9	BSPT 1/4"	101.09 RU 13	26	26	14	12	8
9	NPT 1/4"	101.09 TU 13	26	26	14	13	8
9	BSPT 3/8"	101.09 RU 17	28	26	17	13	8
9	NPT 3/8"	101.09 TU 17	28	26	17	13	8
12	BSPT 3/8"	101.12 RU 17	31	33	18	13	10
12	NPT 3/8"	101.12 TU 17	55	36		11	24
12	BSPT 1/2"	101.12 RU 21	34	33		15	22
12	NPT 1/2"	101.12 TU 21	34	33		15	22
16	BSPT 3/4"	101.16 RU 26	50	40		19	27

Assembling of self-sealing plugs on the mould Einbaumaße für Verschlussnippel in Werkzeuge

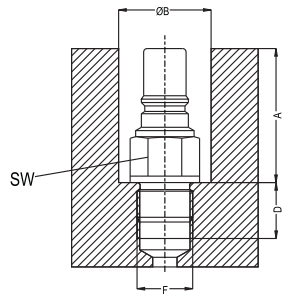

Shut-off Plug with cylindrical male thread
Verschlussnippel mit zylindrischem Aussengewinde

6	BSP 1/8"	101.06 EUB 10	41	26		9	17
6	BSP 1/4"	101.06 EUB 13	38	26		12	17
9	BSP 1/4"	101.09 EUB 13	44	29		12	19
9	BSP 3/8"	101.09 EUB 17	40	30		13	20
12	BSP 3/8"	101.12 EUB 17	56	36		13	24
12	BSP 1/2"	101.12 EUB 21	52	36		15	24
16	BSP 3/4"	101.16 EUB 26	70	46		16	32

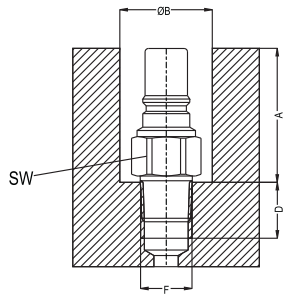

Shut-off Plug with conical male thread
Verschlussnippel mit konischem Aussengewinde

6	BSPT 1/8"	101.06 RUB 10	42	26		9	17
6	NPT 1/8"	101.06 TUB 10	42	26	9	17	
6	BSPT 1/4"	101.06 RUB 13	38	26		13	17
6	NPT 1/4"	101.06 TUB 13	38	26	13	17	
9	BSPT 1/4"	101.09 RUB 13	44	29		13	19
9	NPT 1/4"	101.09 TUB 13	44	29	13	19	
9	BSPT 3/8"	101.09 RUB 17	40	29		13	19
9	NPT 3/8"	101.09 TUB 17	40	29	13	19	
12	BSPT 3/8"	101.12 RUB 17	56	36		13	24
12	NPT 3/8"	101.12 TUB 17	56	36	13	24	
12	BSPT 1/2"	101.12 RUB 21	52	36		15	24
12	NPT 1/2"	101.12 TUB 21	52	36	15	24	
16	BSPT 3/4"	101.16 RUB 26	70	46		16	32
16	NPT 3/4"	101.16 TUB 26	70	46	16	32	

We reserve the modify without prior notification measurements, shape and material of component parts illustrated in our present catalog. TST behält sich jederzeit das Recht vor, ohne vorherige Benachrichtigung Produkttypen und deren technische Daten, Ausführungen und Zubehör zu ändern.

SERIE 101

COUPLINGS, MULTICOUPLINGS & MOULD COOLING PRODUCTS

KUPPLUNGEN, MULTIKUPPLUNGEN & KUHLUNGSELEMENTE FUR WERKZEUGE

Standard version - Standardversion

Viton O-Ring (FPM)
Double Shut-off - beideseitig absperrend

Options - Optionen

E - EPDM Seal - EPDM Dichtung
F - Through Flow - freier Durchfluß

For optional orders please add the symbol of your option end of the order no.
Bei Bestellungen Kennbuchstabe bitte hinzufügen
(Beispiel: 101.20 EG 33 E-F)

Material - Material

Coupler Body - Kupplungsgrundkörper	: Brass - Messing
Sleeve - Hülse	: Stainless Steel - Edelstahl
Valve - Ventil	: Brass - Messing
Springs - Federn	: Stainless Steel - Edelstahl
Balls - Kugeln	: Stainless Steel - Edelstahl
Seals - Dichtungen	: Viton (V)
Plug - Nippel	: Stainless Steel - Edelstahl

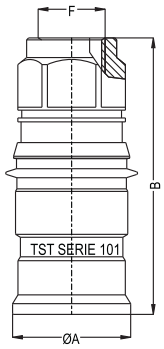

Shut-off Coupler With Female Thread
Kupplung mit Innengewinde und Ventil

Coupler and Plug Kupplung und Nippel	Size Nennweite mm	Connection Anschlüsse (F/Ø)	Order No Bestellnr.	ØA	B	C	SW
	20	BSP 3/4"	101.20 DGB 26	53	119.5		42
	20	NPT 3/4"	101.20 NGB 26	53	119.5		42
	20	BSP 1"	101.20 DGB 33	53	119.5		42
	20	NPT 1"	101.20 NGB 33	53	119.5		42
	25	BSP 1"	101.25 DGB 33	60	140		50
	25	BSP 1"1/4	101.25 DGB 42	60	140		50
	38	BSP 1"1/2	101.38 DGB 48	82	158		70
	38	BSP 2"	101.38 DGB 60	82	158		70

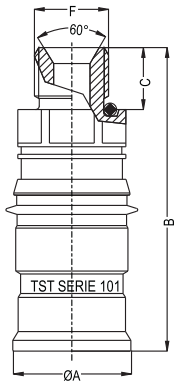

Shut-off Coupler With Male Parellel Thread
Kupplung mit zylindrschem Aussengewinde und Ventil

	20	BSP 1"	101.20 EGB 33	53	132	20	42
	25	BSP 1"	101.25 EGB 33	60	144	20	50
	25	BSP 1"1/4	101.25 EGB 42	60	144	21	50
	38	BSP 1"1/2	101.38 EGB 48	82	167	24	70

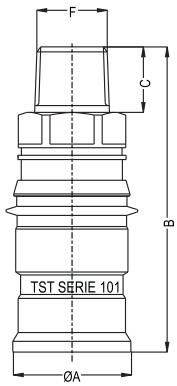

NPT Male Threaded Shut-off Coupler
Kupplung mit NPT Aussengewinde und Ventil

	20	NPT 1"	101.20 TGB 33	53	132	20	42
	25	NPT 1"	101.25 TGB 33	60	144	20	50
	25	NPT 1"1/2	101.25 TGB 48	60	148.5	24.5	50
	38	NPT 1"1/2	101.38 TGB 48	82	167	24.5	70
	38	NPT 2"	101.38 TGB 60	82	167	24.5	70

We reserve the modify without prior notification measurements, shape and material of component parts illustrated in our present catalog. TST behält sich jederzeit das Recht vor, ohne vorherige Benachrichtigung Produkttypen und deren technische Daten, Ausführungen und Zubehör zu ändern.

COUPLINGS, MULTICOUPLINGS & MOULD COOLING PRODUCTS

KUPPLUNGEN, MULTIKUPPLUNGEN & KUHLUNGSELEMENTE FUR WERKZEUGE

SERIE 101

Coupler and Plug Kupplung und Nippel	Size Nennweite mm	Connection Anschlüsse (F/Ø)	Order No Bestellnr.	ØA	B	C	SW
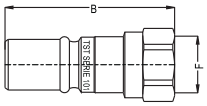 Plug With Female Thread Nippel mit Innengewinde	20	BSP 1"	101.20 DU 33		92		41
	25	BSP 1"	101.25 DU 33		100		41
	38	BSP 1"1/2	101.38 DU 48		110		65
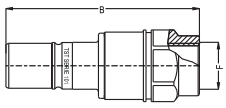 Shut-off Plug With Female Thread Verschlussnippel mit Innengewinde	20	BSP 3/4"	101.20 DUB 26		126.5		42
	20	BSP 1"	101.20 DUB 33		126.5		42
	20	NPT 1"	101.20 NUB 33		126.5		42
	25	BSP 1"	101.25 DUB 33		148.5		50
	25	BSP 1"1/4	101.25 DUB 42		158		50
	38	BSP 1"1/2	101.38 DUB 48		156		70
	38	BSP 2"	101.38 DUB 60		156		70
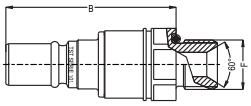 Shut-off Plug With Male Parallel Thread Verschlussnippel mit zylindrischem Aussengewinde	20	BSP 1"	101.20 EUB 33		120		42
	25	BSP 1"	101.25 EUB 33		127		50
	25	BSP 1"1/4	101.25 EUB 42		131.5		50
	38	BSP 1"1/2	101.38 EUB 48		156		70
	38	BSP 2"	101.38 EUB 60		161		70
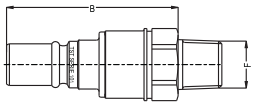 NPT Male Threaded Shut-off Plug Verschlussnippel mit NPT Aussengewinde	20	NPT 1"	101.20 TUB 33		120		42
	25	NPT 1"	101.25 TUB 33		127		50
	25	NPT 1"1/2	101.25 TUB 42		131.5		50
	38	NPT 1"1/2	101.38 TUB 48		156		70
	38	NPT 2"	101.38 TUB 60		161		70
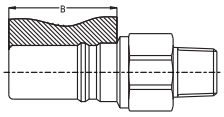 Connecting Size Anschlussabmessungen	20		101.20		60		
	25		101.25		72.5		
	38		101.38		75		

Standard version - Standardversion

Viton O-Ring (FPM)
Double Shut-off - beideseitig absperrend

Options - Optionen

E - EPDM Seal - EPDM Dichtung
F - Through Flow - freier Durchfluß

For optional orders please add the symbol of your option end of the order no.
Bei Bestellungen Kennbuchstabe bitte hinzufügen
(Beispiel: 101.20 EG 33 E-F)

Material - Material

Coupler Body - Kupplungsgrundkörper : Brass - Messing
Sleeve - Hülse : Stainless Steel - Edelstahl
Valve - Ventil : Brass - Messing
Springs - Federn : Stainless Steel - Edelstahl
Balls - Kugeln : Stainless Steel - Edelstahl
Seals - Dichtungen : Viton (V)
Plug - Nippel : Stainless Steel - Edelstahl

We reserve the modify without prior notification measurements, shape and material of component parts illustrated in our present catalog. TST behält sich jederzeit das Recht vor, ohne vorherige Benachrichtigung Produkttypen und deren technische Daten, Ausführungen und Zubehör zu ändern.

SERIE 101

COUPLINGS, MULTICOUPLINGS & MOULD COOLING PRODUCTS

KUPPLUNGEN, MULTIKUPPLUNGEN & KUHLUNGSELEMENTE FUR WERKZEUGE

MULTI COUPLINGS MULTIKUPPLUNGSSYSTEME

TST Multi coupling systems are applicable for quick changing of injection moulding and die cast equipments. This system avoids from the wrong connections in a quick and simple way.
tst Multi Coupling connection is starting from 3 circuits and it may increase up to 12 circuits + according to customer needs. Water Couplers for max 10 bar and 180 ?C and also there exist manual multi couplers for electrical and hydraulic connections in our product range.

TST Standard Multi Coupling Ranges

M106 (Flow Size : 6 mm)
M109 (Flow Size : 9 mm)
M112 (Flow Size : 12 mm)
M116 (Flow Size : 16 mm)

According to the requested coupler quantity:

6 couplers : 3 circuits
8 couplers : 4 circuits
10 couplers : 5 circuits
12 couplers : 6 circuits
16 couplers : 8 circuits
20 couplers : 10 circuits
24 couplers : 12 circuits

tst Multikupplungssysteme werden zur Verkürzung der Werkzeugwechselzeit im Spritzguss und Druckguss eingesetzt. Diese Systeme verhindern zusätzlich ein Verwechseln der einzelnen Kreisläufeuntereinander.

tst Multikupplungssysteme gibt es ab 3 bis über 12 Kreisläufe je nach Kundenforderung.

Wasserkupplungen sind ausgelegt für maximal 10bar und 180C° und es gibt ebenso manuell zu betätigende Multikupplungen für Elektrik und Hydraulik in unserem Produktportfolio.

tst Standard Multikupplungsserien

M106 (NW : 6 mm)
M109 (NW : 9 mm)
M112 (NW : 12 mm)
M116 (NW : 16 mm)

Entsprechend der angeforderten Kupplunsmenge :

6 Kupplungen : 3 Kreisläufe
8 Kupplungen : 4 Kreisläufe
10 Kupplungen : 5 Kreisläufe
12 Kupplungen : 6 Kreisläufe
16 Kupplungen : 8 Kreisläufe
20 Kupplungen : 10 Kreisläufe
24 Kupplungen : 12 Kreisläufe



We reserve the modify without prior notification measurements, shape and material of component parts illustrated in our present catalog. TST behält sich jederzeit das Recht vor, ohne vorherige Benachrichtigung Produkttypen und deren technische Daten, Ausführungen und Zubehör zu ändern.